

# ACCESS Percentile Growth Report

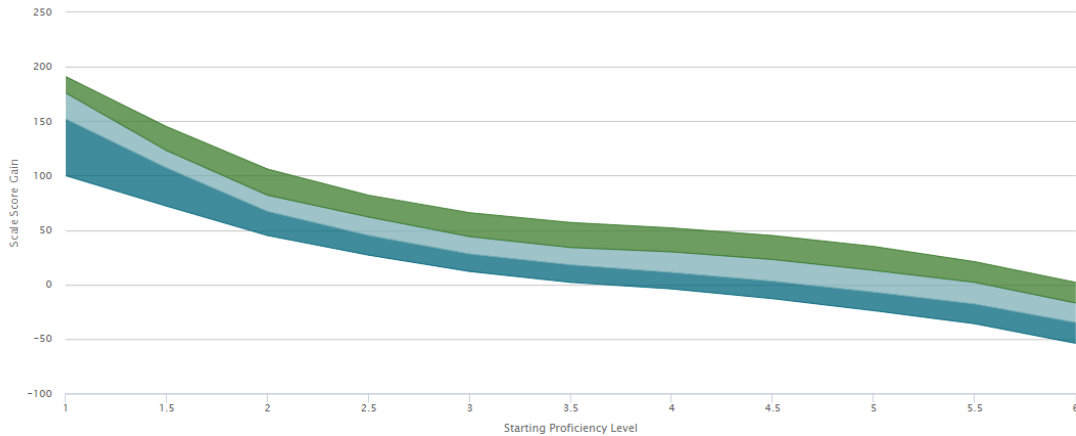


Change Filters -

Pennsylvania / Post-Standard Setting 2018 - 2019 to 2019 - 2020 / 5th Grade / Listening

## Percentile Growth – Scale Score Gain

Listening



20th – 40th Percentile 40th – 60th Percentile 60th – 80th Percentile

	1	1.5	2	2.5	3	3.5	4	4.5	5	5.5	6
80th	191	145	106	82	66	57	52	45	35	21	2
60th	176	123	82	62	44	34	30	23	13	2	-17
40th	152	107	67	45	28	18	11	3	-7	-18	-35
20th	100	72	45	27	12	2	-4	-13	-24	-36	-54

# ACCESS Percentile Growth Report

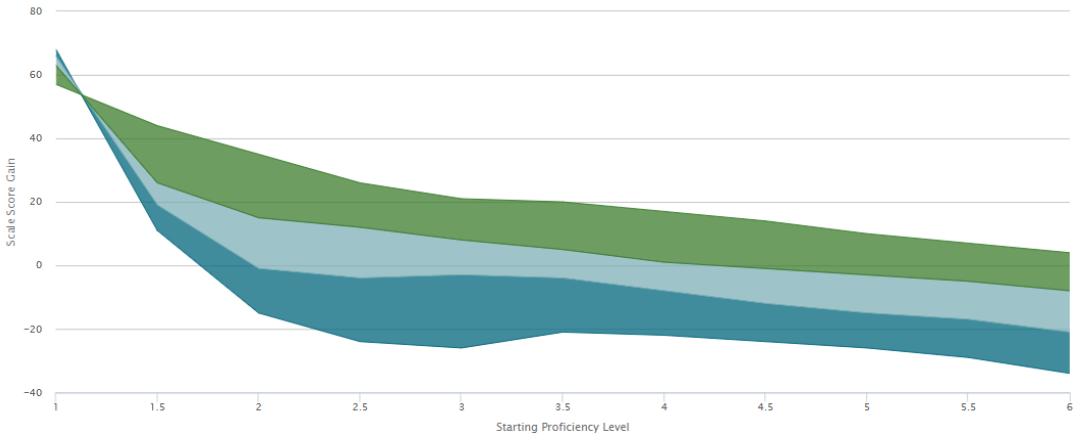


Change Filters -

Pennsylvania / Post-Standard Setting 2018 - 2019 to 2019 - 2020 / 5th Grade / Reading

## Percentile Growth – Scale Score Gain

Reading



20th – 40th Percentile 40th – 60th Percentile 60th – 80th Percentile

	1	1.5	2	2.5	3	3.5	4	4.5	5	5.5	6
80th	57	44	35	26	21	20	17	14	10	7	4
60th	63	26	15	12	8	5	1	-1	-3	-5	-8
40th	66	19	-1	-4	-3	-4	-8	-12	-15	-17	-21
20th	68	11	-15	-24	-26	-21	-22	-24	-26	-29	-34

# ACCESS Percentile Growth Report

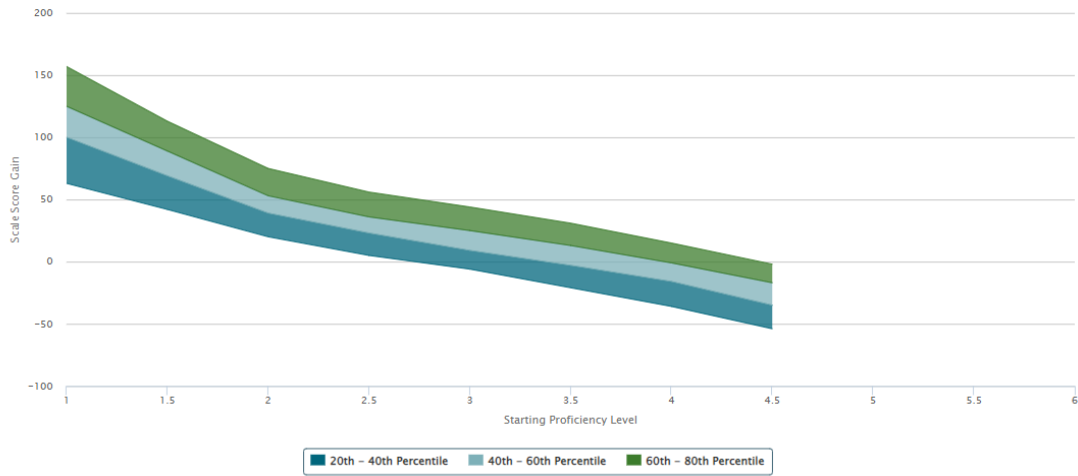


Change Filters

Pennsylvania / Post-Standard Setting 2018 - 2019 to 2019 - 2020 / 5th Grade / Speaking

## Percentile Growth – Scale Score Gain

Speaking



\* Too few students started near this proficiency level to calculate a valid scale score growth value.

	1	1.5	2	2.5	3	3.5	4	4.5	5	5.5	6
80th	157	113	75	56	44	31	15	-2	*	*	*
60th	125	89	53	36	25	13	-1	-17	*	*	*
40th	100	69	39	23	9	-3	-16	-35	*	*	*
20th	63	42	20	5	-6	-21	-36	-54	*	*	*

# ACCESS Percentile Growth Report

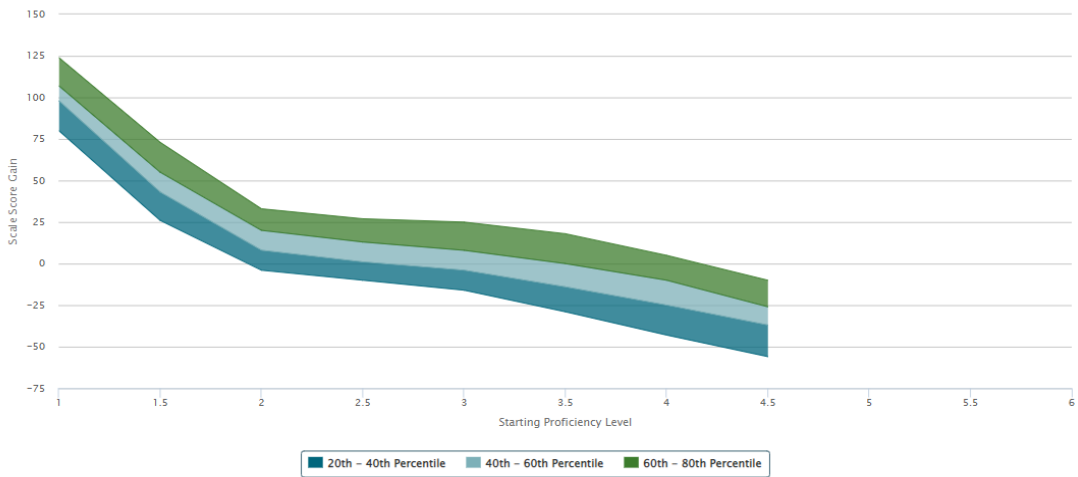


Change Filters

Pennsylvania / Post-Standard Setting 2018 - 2019 to 2019 - 2020 / 5th Grade / Writing

## Percentile Growth – Scale Score Gain

Writing



\* Too few students started near this proficiency level to calculate a valid scale score growth value.

	1	1.5	2	2.5	3	3.5	4	4.5	5	5.5	6
80th	124	73	33	27	25	18	5	-10	*	*	*
60th	107	55	20	13	8	0	-10	-26	*	*	*
40th	98	43	8	1	-4	-14	-25	-37	*	*	*
20th	80	26	-4	-10	-16	-29	-43	-56	*	*	*

# ACCESS Percentile Growth Report

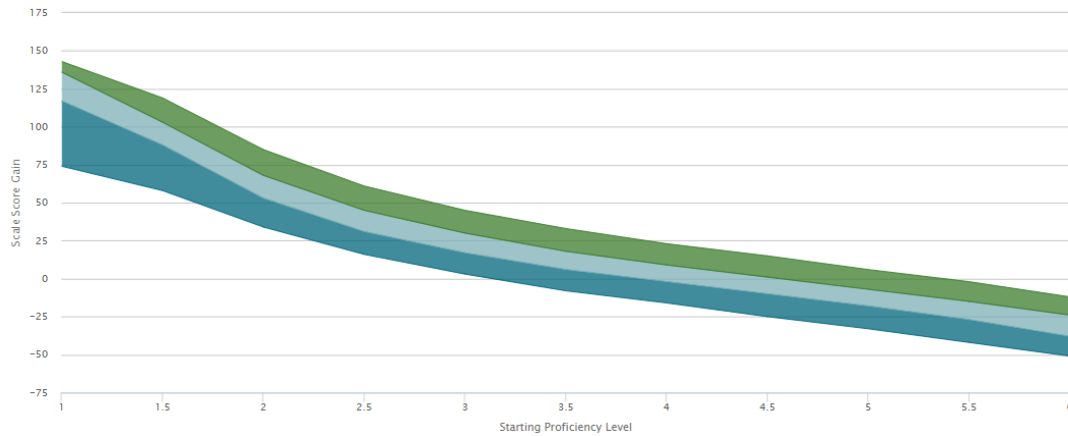


Change Filters -

Pennsylvania / Post-Standard Setting 2018 - 2019 to 2019 - 2020 / 5th Grade / Oral

## Percentile Growth – Scale Score Gain

Oral



20th - 40th Percentile 40th - 60th Percentile 60th - 80th Percentile

	1	1.5	2	2.5	3	3.5	4	4.5	5	5.5	6
80th	143	119	85	61	45	33	23	15	6	-2	-12
60th	136	103	68	45	30	18	9	1	-7	-15	-24
40th	117	88	53	31	17	6	-2	-10	-18	-27	-38
20th	74	58	34	16	3	-8	-16	-25	-33	-42	-51

# ACCESS Percentile Growth Report

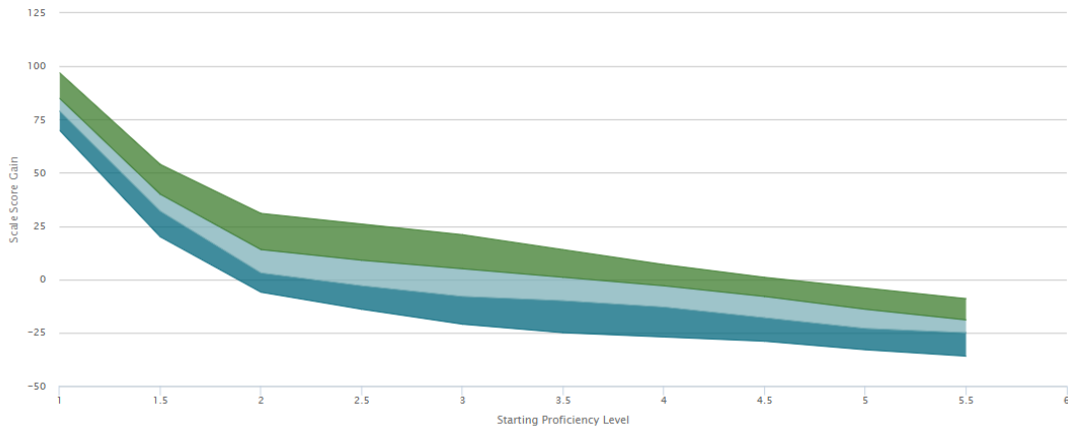


Change Filters -

Pennsylvania / Post-Standard Setting 2018 - 2019 to 2019 - 2020 / 5th Grade / Literacy

## Percentile Growth – Scale Score Gain

Literacy



20th - 40th Percentile 40th - 60th Percentile 60th - 80th Percentile

\* Too few students started near this proficiency level to calculate a valid scale score growth value.

	1	1.5	2	2.5	3	3.5	4	4.5	5	5.5	6
80th	97	54	31	26	21	14	7	1	-4	-9	*
60th	85	40	14	9	5	1	-3	-8	-14	-19	*
40th	79	32	3	-3	-8	-10	-13	-18	-23	-25	*
20th	70	20	-6	-14	-21	-25	-27	-29	-33	-36	*

# ACCESS Percentile Growth Report

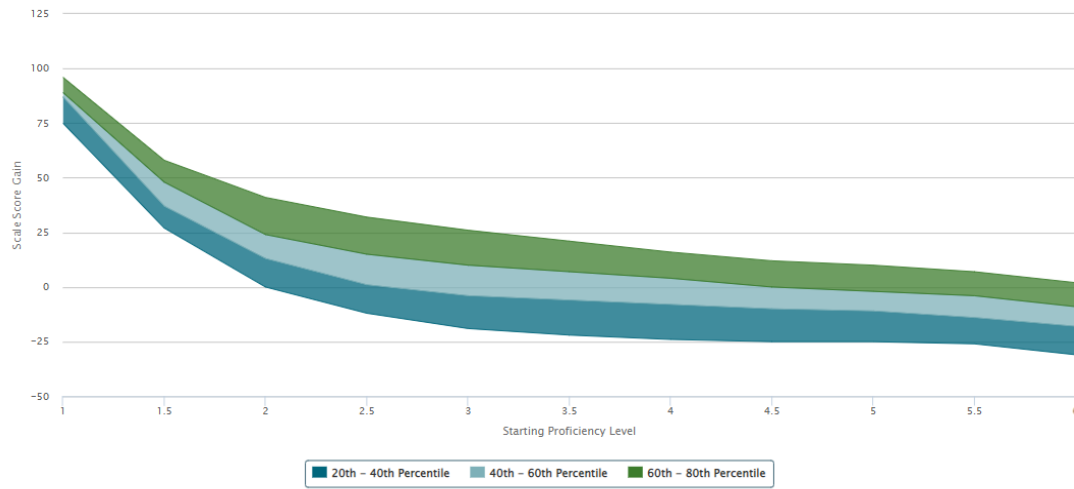


Change Filters

Pennsylvania / Post-Standard Setting 2018 - 2019 to 2019 - 2020 / 5th Grade / Comprehension

## Percentile Growth – Scale Score Gain

Comprehension



	1	1.5	2	2.5	3	3.5	4	4.5	5	5.5	6
80th	96	58	41	32	26	21	16	12	10	7	2
60th	89	48	24	15	10	7	4	0	-2	-4	-9
40th	87	37	13	1	-4	-6	-8	-10	-11	-14	-18
20th	75	27	0	-12	-19	-22	-24	-25	-25	-26	-31

# ACCESS Percentile Growth Report

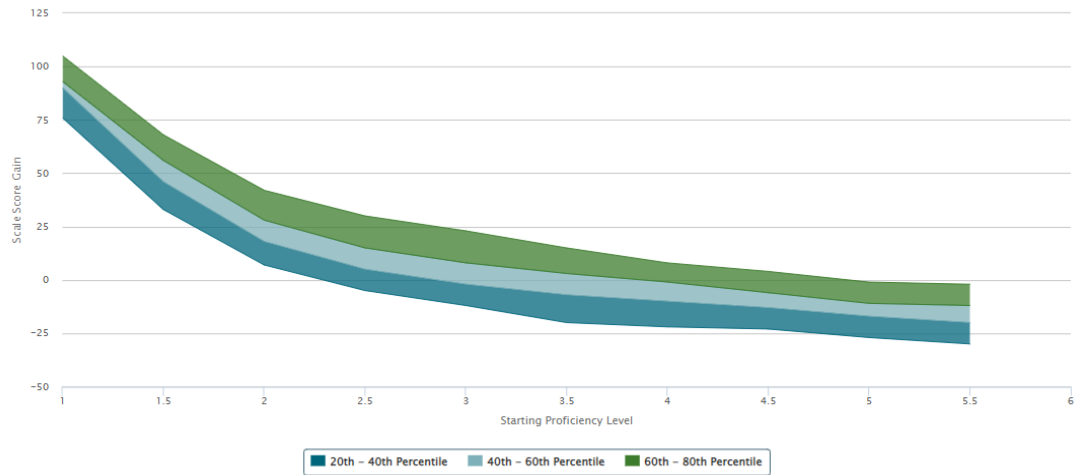


Change Filters

Pennsylvania / Post-Standard Setting 2018 - 2019 to 2019 - 2020 / 5th Grade / Overall

## Percentile Growth – Scale Score Gain

Overall



\* Too few students started near this proficiency level to calculate a valid scale score growth value.

	1	1.5	2	2.5	3	3.5	4	4.5	5	5.5	6
80th	105	68	42	30	23	15	8	4	-1	-2	*
60th	93	56	28	15	8	3	-1	-6	-11	-12	*
40th	90	46	18	5	-2	-7	-10	-13	-17	-20	*
20th	76	33	7	-5	-12	-20	-22	-23	-27	-30	*