

ACCESS Percentile Growth Report

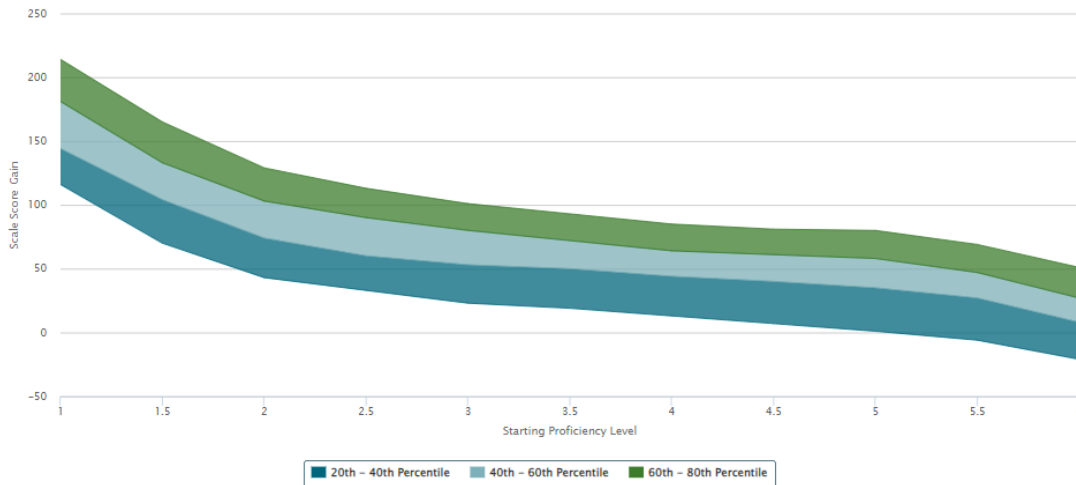


Change Filters

Pennsylvania / Post-Standard Setting 2018 - 2019 to 2019 - 2020 / Kindergarten / Listening

Percentile Growth – Scale Score Gain

Listening



	1	1.5	2	2.5	3	3.5	4	4.5	5	5.5	6
80th	214	165	129	113	101	93	85	81	80	69	51
60th	181	133	103	90	80	72	64	61	58	47	27
40th	144	104	74	60	53	50	44	40	35	27	8
20th	116	70	43	33	23	19	13	7	1	-6	-21

ACCESS Percentile Growth Report

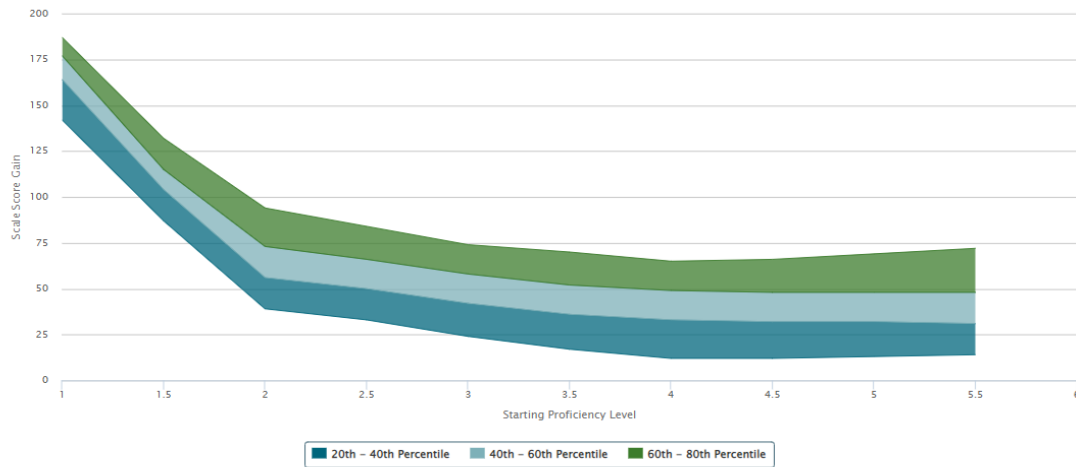


Change Filters

Pennsylvania / Post-Standard Setting 2018 - 2019 to 2019 - 2020 / Kindergarten / Reading

Percentile Growth – Scale Score Gain

Reading



* Too few students started near this proficiency level to calculate a valid scale score growth value.

	1	1.5	2	2.5	3	3.5	4	4.5	5	5.5	6
80th	187	132	94	84	74	70	65	66	69	72	*
60th	177	115	73	66	58	52	49	48	48	48	*
40th	164	104	56	50	42	36	33	32	32	31	*
20th	142	87	39	33	24	17	12	12	13	14	*

ACCESS Percentile Growth Report

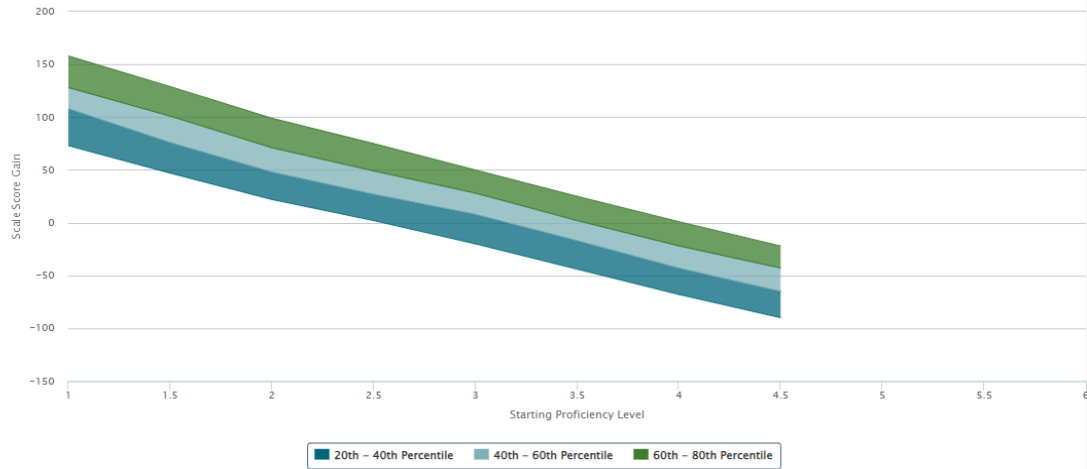


Change Filters -

Pennsylvania / Post-Standard Setting 2018 - 2019 to 2019 - 2020 / Kindergarten / Speaking

Percentile Growth – Scale Score Gain

Speaking



* Too few students started near this proficiency level to calculate a valid scale score growth value.

	1	1.5	2	2.5	3	3.5	4	4.5	5	5.5	6
80th	158	129	99	75	50	25	1	-22	*	*	*
60th	128	101	71	49	28	2	-22	-43	*	*	*
40th	108	76	48	27	8	-17	-43	-65	*	*	*
20th	73	47	22	2	-20	-44	-68	-90	*	*	*

ACCESS Percentile Growth Report

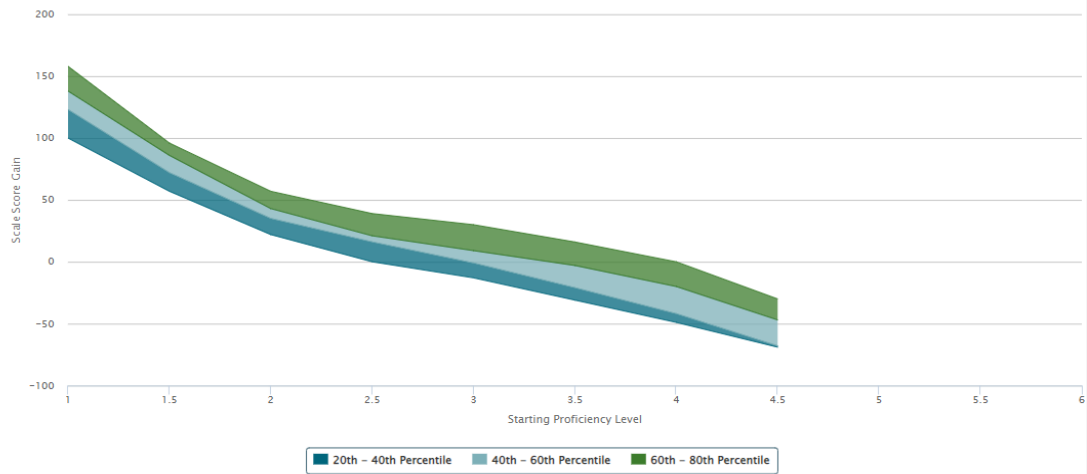


Change Filters -

Pennsylvania / Post-Standard Setting 2018 - 2019 to 2019 - 2020 / Kindergarten / Writing

Percentile Growth – Scale Score Gain

Writing



* Too few students started near this proficiency level to calculate a valid scale score growth value.

	1	1.5	2	2.5	3	3.5	4	4.5	5	5.5	6
80th	158	96	57	39	30	16	0	-30	*	*	*
60th	138	86	43	21	9	-3	-20	-47	*	*	*
40th	123	72	35	16	-1	-21	-42	-68	*	*	*
20th	100	57	22	0	-13	-31	-49	-69	*	*	*

ACCESS Percentile Growth Report

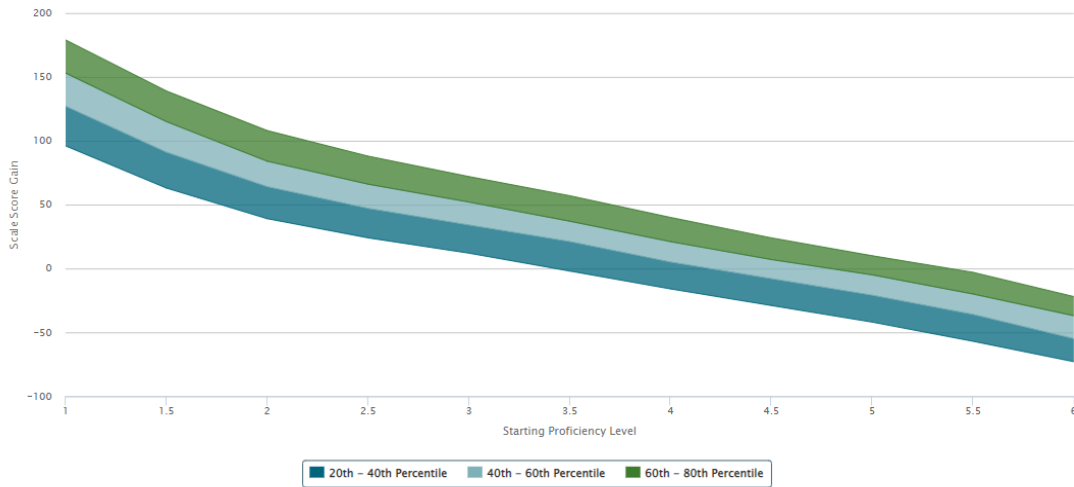


Change Filters -

Pennsylvania / Post-Standard Setting 2018 - 2019 to 2019 - 2020 / Kindergarten / Oral

Percentile Growth – Scale Score Gain

Oral



	1	1.5	2	2.5	3	3.5	4	4.5	5	5.5	6
80th	179	139	108	88	72	57	40	24	10	-3	-22
60th	153	115	84	66	52	37	21	7	-5	-20	-37
40th	127	91	64	47	34	21	5	-8	-21	-36	-55
20th	96	63	39	24	12	-2	-16	-29	-42	-57	-73

ACCESS Percentile Growth Report

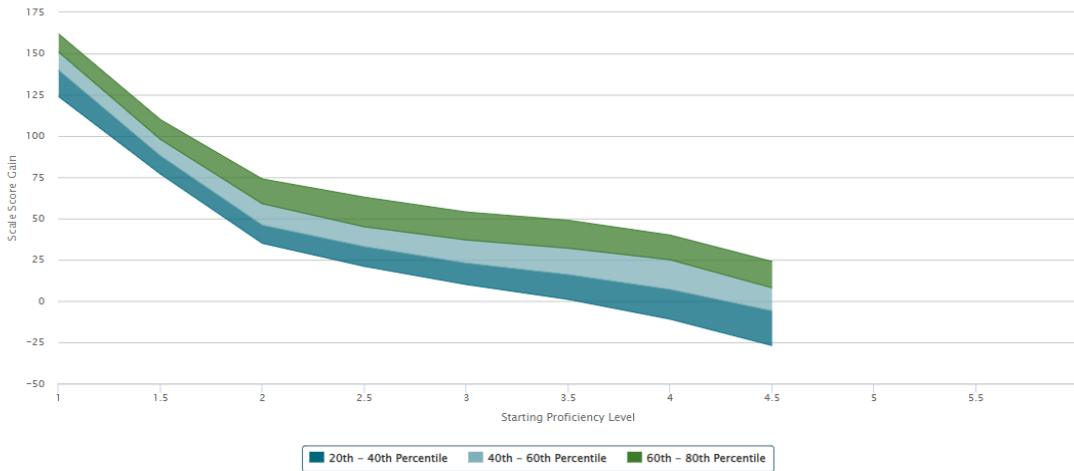


Change Filters -

Pennsylvania / Post-Standard Setting 2018 - 2019 to 2019 - 2020 / Kindergarten / Literacy

Percentile Growth – Scale Score Gain

Literacy



* Too few students started near this proficiency level to calculate a valid scale score growth value.

	1	1.5	2	2.5	3	3.5	4	4.5	5	5.5	6
80th	162	110	74	63	54	49	40	24	*	*	*
60th	151	98	59	45	37	32	25	8	*	*	*
40th	140	88	46	33	23	16	7	-6	*	*	*
20th	124	77	35	21	10	1	-11	-27	*	*	*

ACCESS Percentile Growth Report

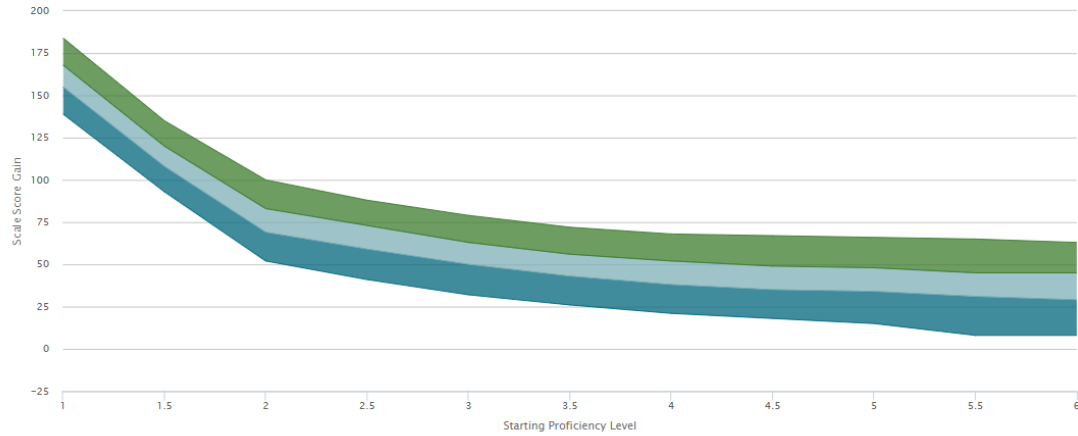


Change Filters

Pennsylvania / Post-Standard Setting 2018 - 2019 to 2019 - 2020 / Kindergarten / Comprehension

Percentile Growth – Scale Score Gain

Comprehension



20th – 40th Percentile 40th – 60th Percentile 60th – 80th Percentile

	1	1.5	2	2.5	3	3.5	4	4.5	5	5.5	6
80th	184	135	100	88	79	72	68	67	66	65	63
60th	168	120	83	73	63	56	52	49	48	45	45
40th	155	108	69	59	50	43	38	35	34	31	29
20th	139	93	52	41	32	26	21	18	15	8	8

ACCESS Percentile Growth Report

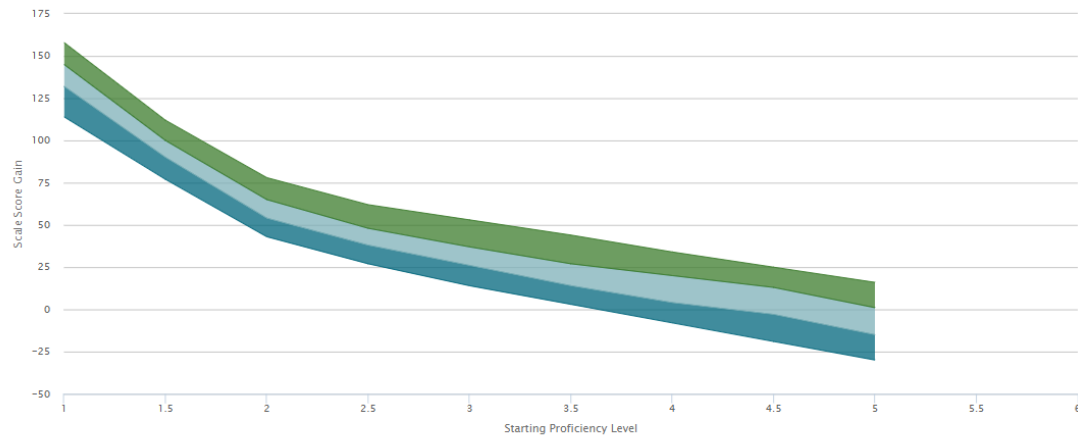


Change Filters

Pennsylvania / Post-Standard Setting 2018 - 2019 to 2019 - 2020 / Kindergarten / Overall

Percentile Growth – Scale Score Gain

Overall



20th – 40th Percentile 40th – 60th Percentile 60th – 80th Percentile

* Too few students started near this proficiency level to calculate a valid scale score growth value.

	1	1.5	2	2.5	3	3.5	4	4.5	5	5.5	6
80th	158	112	78	62	53	44	34	25	16	*	*
60th	145	100	65	48	37	27	20	13	1	*	*
40th	132	90	54	38	26	14	4	-3	-15	*	*
20th	114	77	43	27	14	3	-8	-19	-30	*	*