

# ACCESS Percentile Growth Report

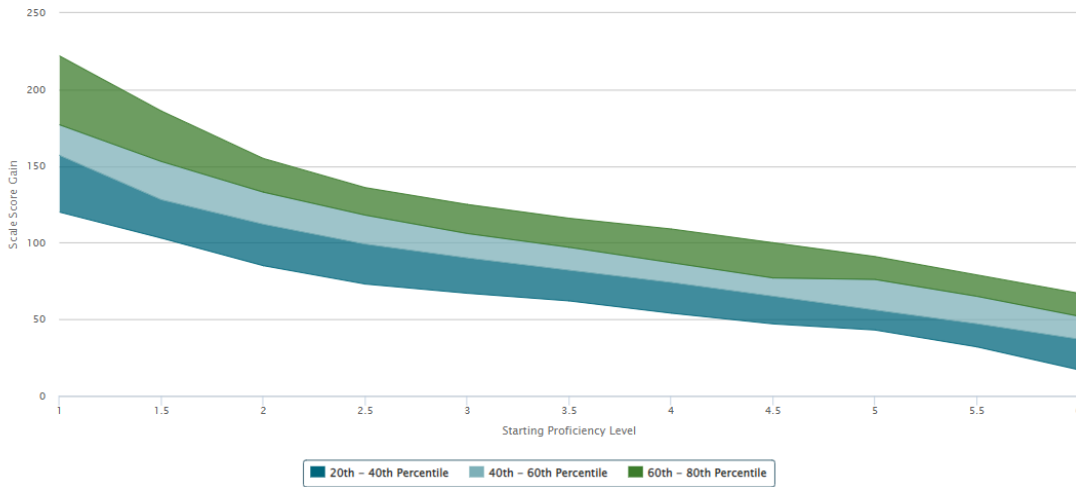


Change Filters -

Pennsylvania / Post-Standard Setting 2018 - 2019 to 2019 - 2020 / 3rd Grade / Listening

## Percentile Growth - Scale Score Gain

Listening



	1	1.5	2	2.5	3	3.5	4	4.5	5	5.5	6
80th	222	186	155	136	125	116	109	100	91	79	67
60th	177	153	133	118	106	97	87	77	76	65	52
40th	157	128	112	99	90	82	74	65	56	47	37
20th	120	103	85	73	67	62	54	47	43	32	17

# ACCESS Percentile Growth Report

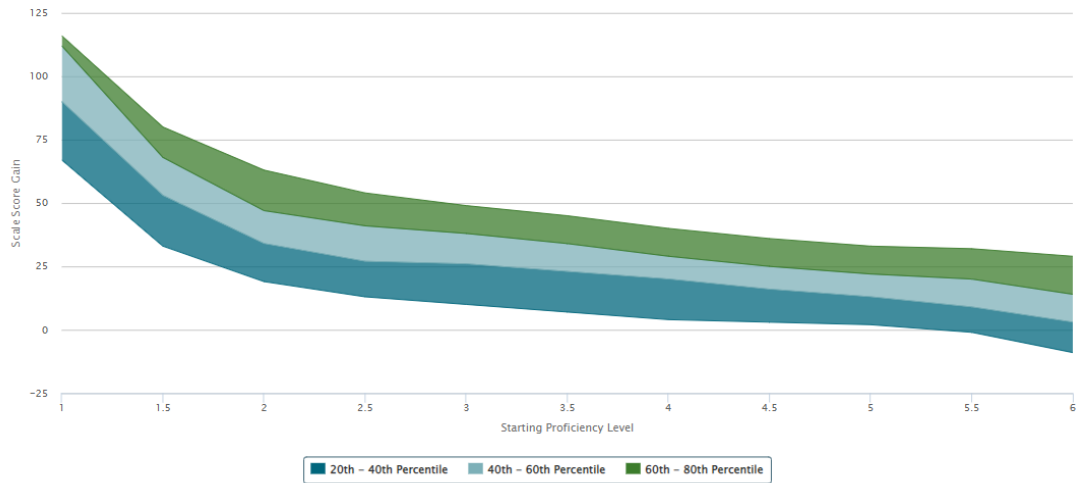


Change Filters -

Pennsylvania / Post-Standard Setting 2018 - 2019 to 2019 - 2020 / 3rd Grade / Reading

## Percentile Growth - Scale Score Gain

Reading



	1	1.5	2	2.5	3	3.5	4	4.5	5	5.5	6
80th	116	80	63	54	49	45	40	36	33	32	29
60th	112	68	47	41	38	34	29	25	22	20	14
40th	90	53	34	27	26	23	20	16	13	9	3
20th	67	33	19	13	10	7	4	3	2	-1	-9

# ACCESS Percentile Growth Report

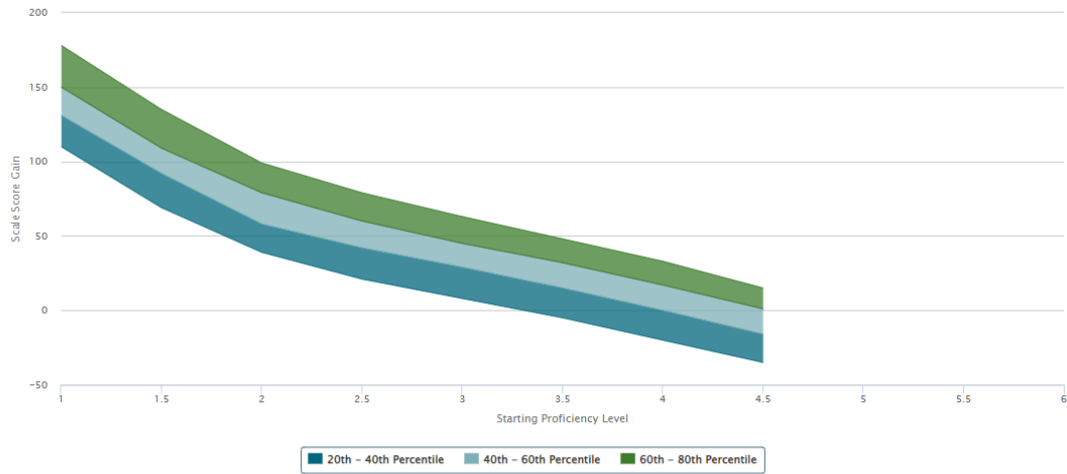


Change Filters -

Pennsylvania / Post-Standard Setting 2018 - 2019 to 2019 - 2020 / 3rd Grade / Speaking

## Percentile Growth – Scale Score Gain

Speaking



\* Too few students started near this proficiency level to calculate a valid scale score growth value.

	1	1.5	2	2.5	3	3.5	4	4.5	5	5.5	6
80th	178	135	99	79	63	48	33	15	*	*	*
60th	150	109	79	60	45	32	17	1	*	*	*
40th	131	92	58	42	29	15	0	-16	*	*	*
20th	110	69	39	21	8	-5	-20	-35	*	*	*

# ACCESS Percentile Growth Report

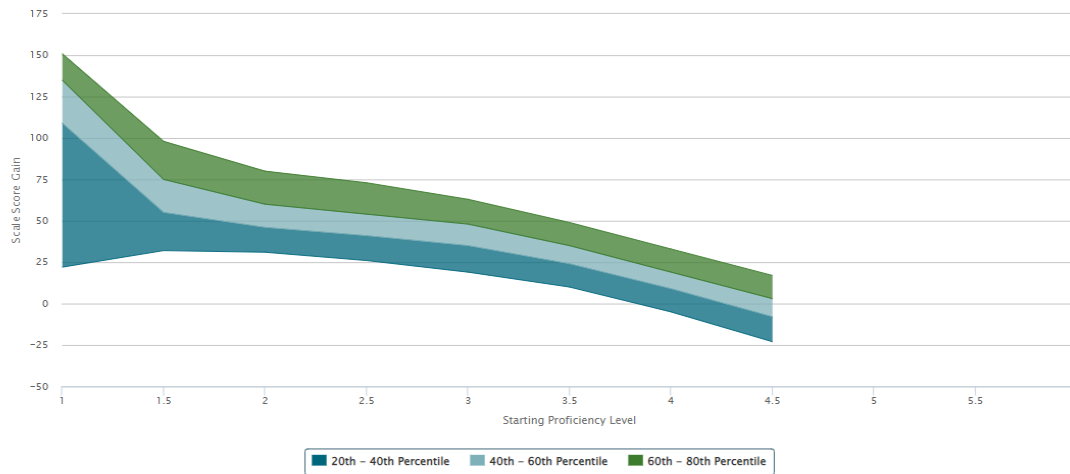


Change Filters -

Pennsylvania / Post-Standard Setting 2018 - 2019 to 2019 - 2020 / 3rd Grade / Writing

## Percentile Growth – Scale Score Gain

Writing



\* Too few students started near this proficiency level to calculate a valid scale score growth value.

	1	1.5	2	2.5	3	3.5	4	4.5	5	5.5	6
80th	151	98	80	73	63	49	33	17	*	*	*
60th	135	75	60	54	48	35	19	3	*	*	*
40th	109	55	46	41	35	24	9	-8	*	*	*
20th	22	32	31	26	19	10	-5	-23	*	*	*

# ACCESS Percentile Growth Report

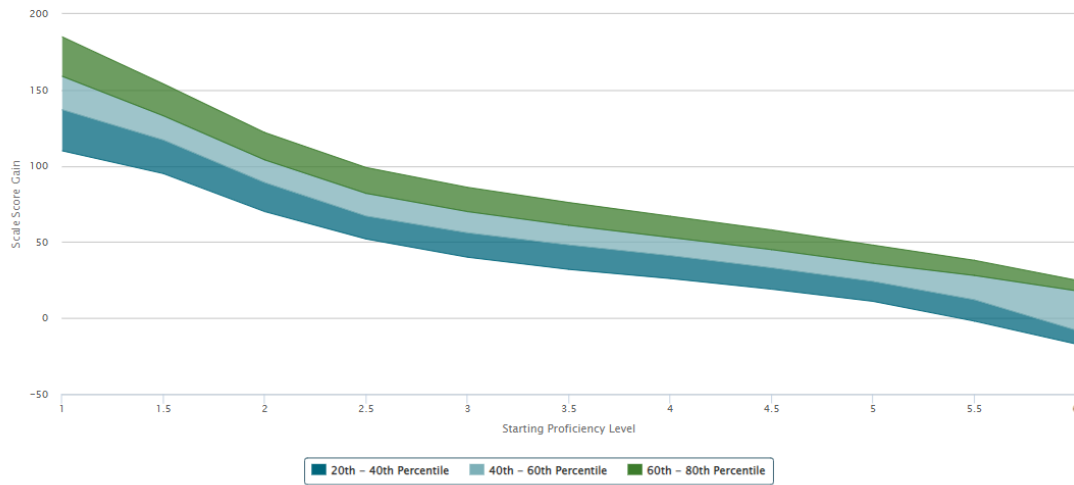


Change Filters

Pennsylvania / Post-Standard Setting 2018 - 2019 to 2019 - 2020 / 3rd Grade / Oral

## Percentile Growth – Scale Score Gain

Oral



	1	1.5	2	2.5	3	3.5	4	4.5	5	5.5	6
80th	185	154	122	99	86	76	67	58	48	38	25
60th	159	133	104	82	70	61	53	45	36	28	18
40th	137	117	89	67	56	48	41	33	24	12	-8
20th	110	95	70	52	40	32	26	19	11	-2	-17

# ACCESS Percentile Growth Report

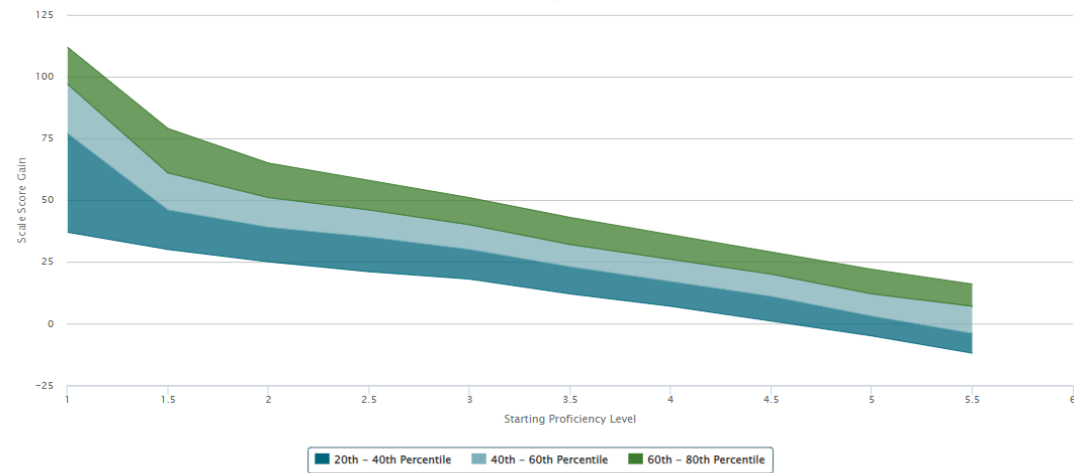


Change Filters

Pennsylvania / Post-Standard Setting 2018 - 2019 to 2019 - 2020 / 3rd Grade / Literacy

## Percentile Growth – Scale Score Gain

Literacy



\* Too few students started near this proficiency level to calculate a valid scale score growth value.

	1	1.5	2	2.5	3	3.5	4	4.5	5	5.5	6
80th	112	79	65	58	51	43	36	29	22	16	*
60th	97	61	51	46	40	32	26	20	12	7	*
40th	77	46	39	35	30	23	17	11	3	-4	*
20th	37	30	25	21	18	12	7	1	-5	-12	*

# ACCESS Percentile Growth Report

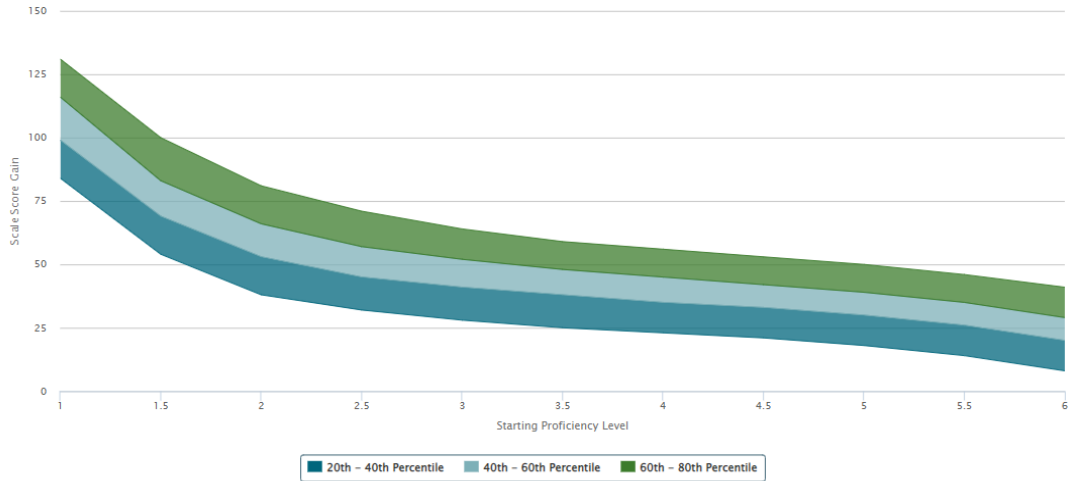


Change Filters -

Pennsylvania / Post-Standard Setting 2018 - 2019 to 2019 - 2020 / 3rd Grade / Comprehension

## Percentile Growth – Scale Score Gain

Comprehension



	1	1.5	2	2.5	3	3.5	4	4.5	5	5.5	6
80th	131	100	81	71	64	59	56	53	50	46	41
60th	116	83	66	57	52	48	45	42	39	35	29
40th	99	69	53	45	41	38	35	33	30	26	20
20th	84	54	38	32	28	25	23	21	18	14	8

# ACCESS Percentile Growth Report

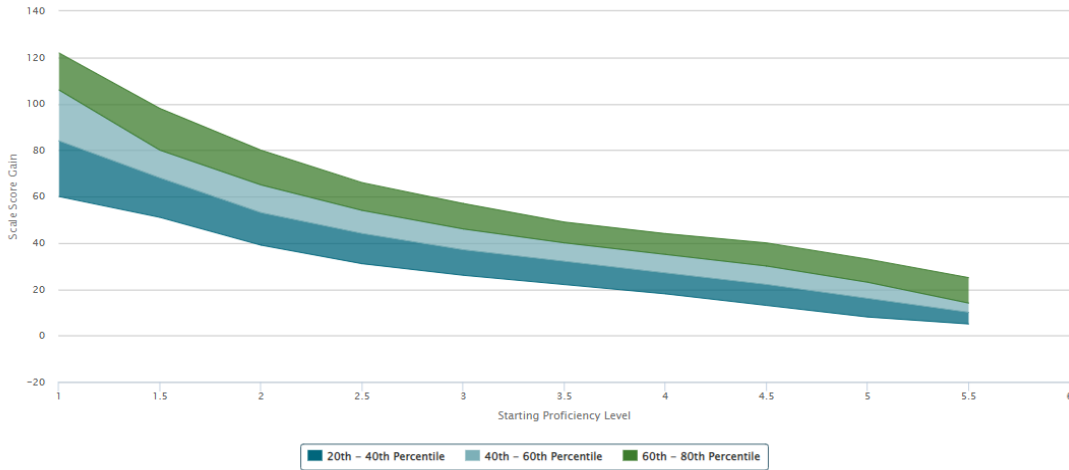


Change Filters -

Pennsylvania / Post-Standard Setting 2018 - 2019 to 2019 - 2020 / 3rd Grade / Overall

## Percentile Growth – Scale Score Gain

Overall



\* Too few students started near this proficiency level to calculate a valid scale score growth value.

	1	1.5	2	2.5	3	3.5	4	4.5	5	5.5	6
80th	122	98	80	66	57	49	44	40	33	25	*
60th	106	80	65	54	46	40	35	30	23	14	*
40th	84	68	53	44	37	32	27	22	16	10	*
20th	60	51	39	31	26	22	18	13	8	5	*